







Event Venue Floor Plans & Capacity Chart	Height m / ft	Area Sqm / Sq ft	     					
			Theatre	Classroom	Cocktail	Round Table	Boardroom	U-Shape
Studio	3/9.84	160/1440	80	60	100	70	30	30
Creation Space A	3/9.84	30/270	/	/	/	/	12	/
Creation Space B	3/9.84	30/270	/	/	/	/	12	/
Creation Space C	3/9.84	55/495	42	24	30	30	30	26
Creation Space A+B	3/9.84	60/540	42	24	30	20	30	26
Creation Space B+C	3/9.84	85/765	60	36	40	40	30	26
Creation Space A+B+C	3/9.84	115/1035	70	48	50	50	/	/
Amphitheater	4/13.12	145/1305	80	/	40	/	/	/
Townsquare	4/13.12	475/4275	/	/	/	/	/	/